10ft Platinum Backlit Kit 17

Measurements, and Helpful Hints

- InDesign PDF files are NOT accepted as printable files
- Send individual files for each section in CMYK Mode, 150DPI at full scale
- If saving as AI or PDF from Illustrator, make sure that you imbed fonts and images
- When saving, make sure you preserve the illustrator editing capabilities
- Do NOT save with crop Marks or bleed marks
- This file is set-up to scale at 50% of final output size.
- At final output size, file should contain 2" of bleed on all four sides.
- Due to the nature of stretch in textiles, there may be some minor distortion of the art.
- All text should be 2" in from edges and overlaps (not including bleed) to prevent stretch distortion of the art.
- If using multiple frames, the overlap of the front frame will cause a 4.5" obstruction of the back frame. We suggest adding an additional 2" of clearance from the edge of the front frame (a total of 6.5") for all text.
- Check for placement of any monitors, counters, or placards when designing your graphic lay-outs

Template is built at 50%

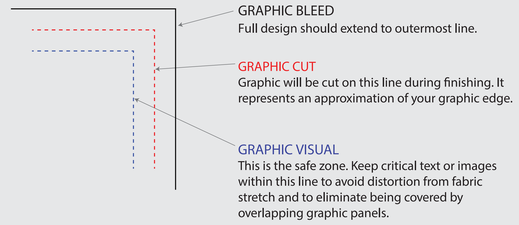

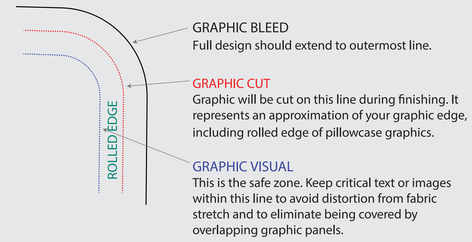

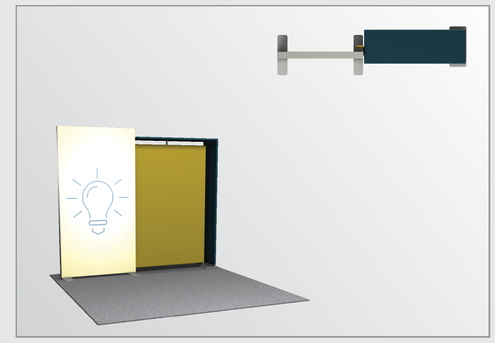

Inline Configuration

PL-BL-10-17

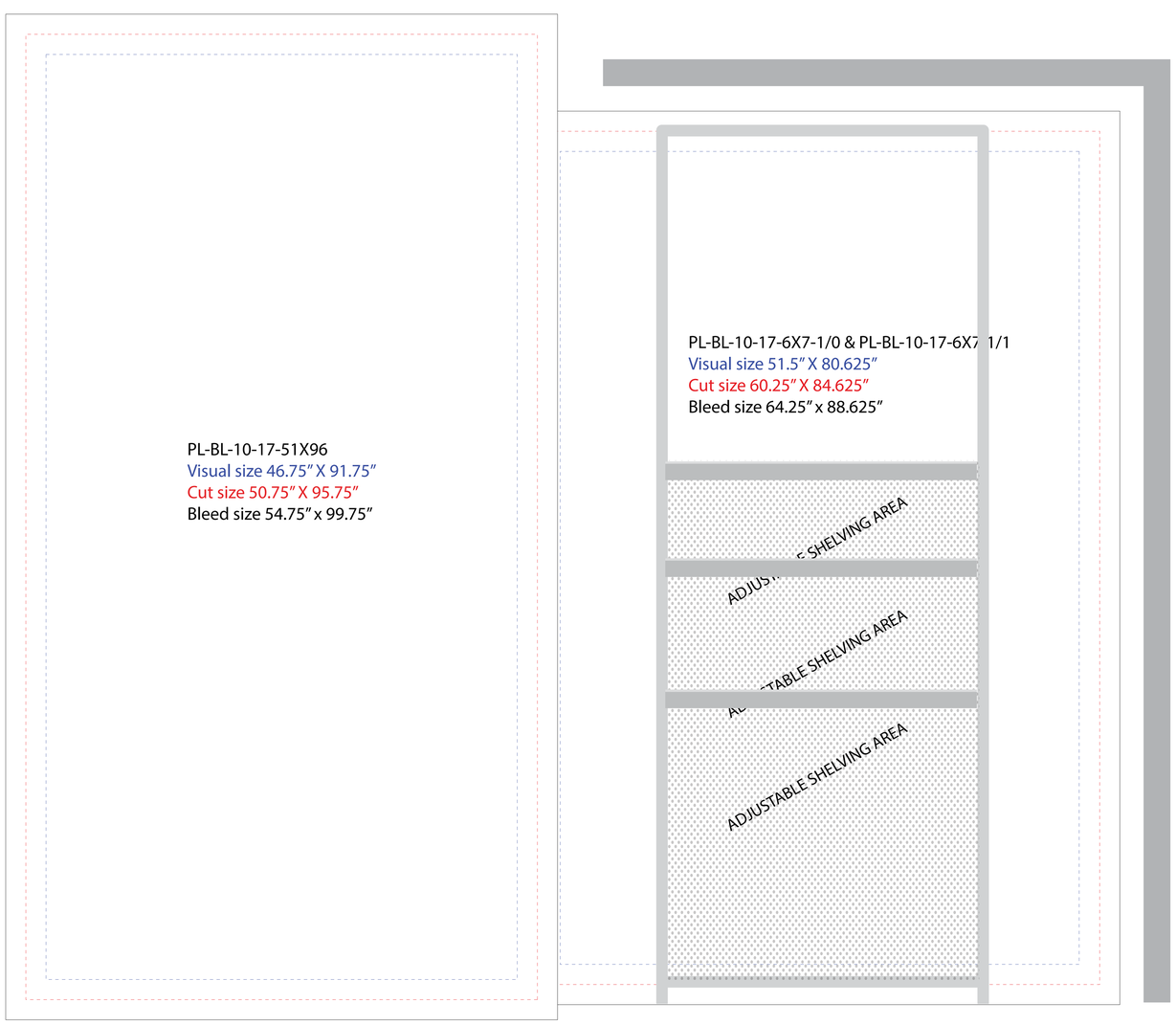

INTERIOR CANOPY

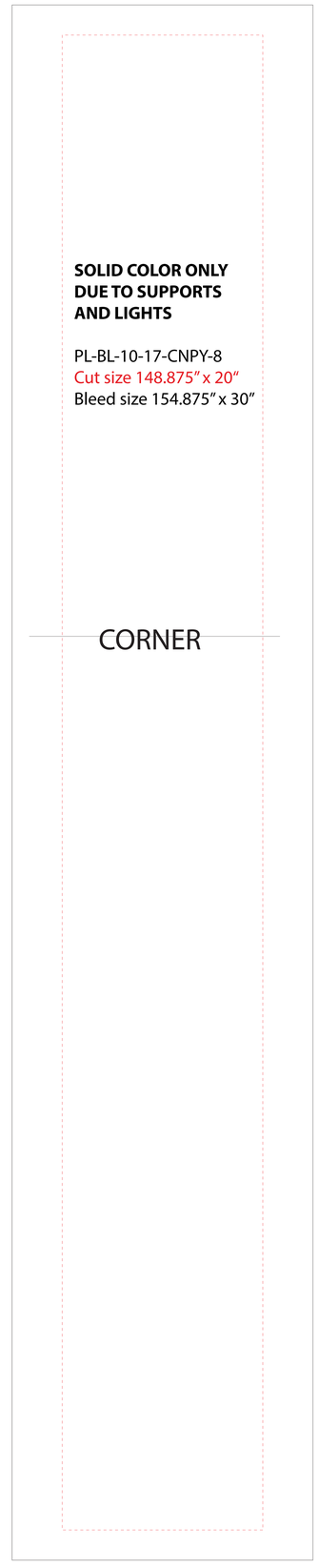

EXTERIOR CANOPY

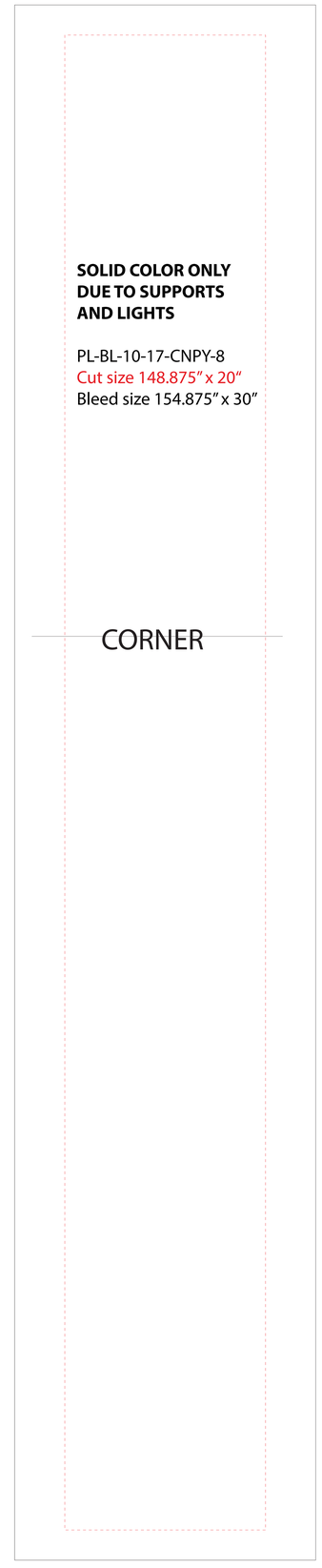

Front side graphic lay-out for all island and inline configurations.

Visual size	All critical elements, ie text, logos
Cut size	Edge borders not recommended
Bleed size	Extend backgrounds to line

Template is built at 50%